

## Equilibrium and Thermodynamics Studies on the Removal of Iron (III) Onto Activated *Pistia Stratiotes* Leaves Nano Carbon.

S Arivoli\*, V Marimuthu and T Rose Judith.

Department of Chemistry, Thiru. Vi. Ka. Government Arts College, Thiruvarur, Tamil Nadu, India.

### Research Article

Received: 28/09/2013  
Revised: 19/11/2013  
Accepted: 21/11/2013

#### \*For Correspondence

Department of Chemistry, Thiru.  
Vi. Ka. Government Arts College,  
Thiruvarur, Tamil Nadu, India.

**Keywords:** Adsorption, Iron (III) ions, kinetics, Activated *Pistia Stratiotes* Leaves Nano Carbon, Thermodynamics,

#### ABSTRACT

The present study is on adsorption of Fe (III) ions by Activated *Pistia Stratiotes* Leaves Nano Carbon. It uses batch adsorption techniques. The influence of contact time, initial concentration, dosage of adsorbent and effect of solution pH were investigated. The isotherm studies of  $R_L$  values showed that the adsorption process was favorable. Thermodynamic parameters such as  $\Delta H^\circ$ ,  $\Delta S^\circ$  and  $\Delta G^\circ$  were evaluated. The data indicate that, the adsorption was spontaneous and is an endothermic nature. Adsorption kinetics was tested with pseudo-second-order, Elovich model and intra-particle diffusion models. Kinetic studies indicate an adsorption pseudo-second-order reaction. This study shows that intra-particles played a major role in the adsorption of Fe (III) ions mechanism. The Activated *Pistia Stratiotes* Leaves Nano Carbon has high adsorption capacity and adsorption rate for the removal of Fe (III) ions from aqueous solution.

#### INTRODUCTION

The removal of heavy metals such as Pb, Fe, Cr, Cd, Co, etc., from ground and industrial water is a matter of great interest especially in countries in the limited water resources. Iron ions have attracted the greatest attention of researchers as one of the heavy metals and they are found in many manufacturing industries such as the metal finishing and galvanized pipe [1]. The presence of iron ions in ground and industrial water becomes toxic at high level and then may cause environmental and human health problems [2-3]. The major constituents of the lithosphere is said to be iron which comprises approximately 5% of it. In most of the cities the municipal waste effluent contains iron because they manufactured iron and steel through industries. In most of part the surface level of water is said to be in the form of sediments which is formed by iron complexes with the sulphate. The primary concern about iron in drinking water reduces the taste of the water. The taste of drinking water can be easily detected even at low concentration of iron 1.8mg/L [4]. The iron toxicity arouse many problem which is said to be include anorexia, oliguria, diarrhea, hypothermia, diphasic shock, metabolic acidosis and even death. And also it causes vascular congestion of the gastrointestinal tract, liver, kidneys, heart brain, adrenals and thymus. With acute iron poisoning, much of the damage happen to the gastrointestinal tract and liver which may result from the high level of iron concentration and free radical production leading to hepatotoxicity via lipid peroxidation and destruction of the hepatic mitochondria. As a result of iron storage disease, the liver becomes cirrhotic. Hepatoma, a primary cancer of the liver, has become the most common cause for death among patients with hemochromatosis [5]. Organic pollutants, can be bio-degraded, heavy metals don't degrade into harmless end product [6].

In the present investigation the adsorption of Iron ion on activated nano carbon prepared from *Strychnos nux-vomica* L. by carbonization with sulphuric acid has been achieved. The kinetic and equilibrium adsorption data obtained were utilized to characterize the sample prepared [7]. The amounts and rates of adsorption of iron using above activated nano carbon from water were then measured. Three simplified kinetic models including pseudo first order, Pseudo second order equations and Elovich equations were used to describe the adsorption process.

## MATERIALS AND METHODS

### Absorbent

The Pistia Stratiotes Leaves (Akayat-tamarai) collected from nearby Thiruvavur district was activated around 1200°C in a muffle furnace for 5 hrs the it was taken out, ground well to fine powder and stored in a vacuum desiccators.



*Pistia stratiotes (Akayat-tamarai)*

### Batch adsorption studies

The effect of various parameters on the removal of Iron (III) on to Activated Pistia Stratiotes Leaves Nano Carbon was studied. All Chemicals used were in high level purity of the commercially available AR grade. A stock solution of the adsorbate containing 1000 mg/L of Fe (III) was prepared by dissolving the 7.0200g of Ammonium Iron (III) Sulphate Decahydrate in de-ionized water. The stock solution was diluted to the required initial concentration (range 25 to 125 mg/L). In each adsorption experiment, 50 ml of metal ion solution with a known concentration was added 25 mg of Activated Pistia Stratiotes Leaves Nano Carbon in a 250 mL stopper glass flask at 30, 40, 50 and 60 °C and the mixture was stirred on a mechanical shaker of 120 minutes.

The samples were withdrawn at the appropriate time intervals and the adsorbent was separated by centrifugation at 1500 rpm for 10 minutes. The supernatant was analyzed for the residual Fe (III) concentration and was measured before and after treatment with an atomic absorption spectrophotometer (Perkin Elmer 2380).The effect of pH on the rate of adsorption was investigated using Fe (III) concentration of 50 mg/L for constant Activated Pistia Stratiotes Leaves Nano Carbon. The pH values were adjusted with 1N HCl and in 1N NaOH solution. The adsorption of process was carried out at different temperature (30, 40, 50, and 60 °C). This was helped to estimate the impact of changes of thermodynamic parameters caused by the temperature effect. The amount of adsorption at time t,  $q_t$  (mg/g), can be determined using the following formula;

$$q_t = (C_0 - C_t)V / W \dots \dots \dots (1)$$

where  $C_t$  is the metal ions liquid phase concentration(mg/L), at any time,  $C_0$  is the initial concentration of metal ions in solution (mg/L), V is the volume of solution (L) W is the mass of adsorbent(g) The amount of adsorption at equilibrium  $q_e$ (mg/g) was computed by using the following equation

$$q_e = (C_0 - C_e) V / (W) \dots \dots \dots (2)$$

where  $C_0$  and  $C_e$  are the liquid phase concentration of Fe(III) ions (mg/L) initially and at equilibrium. The removal percentage of Fe (III) ions can be calculated as:

$$\text{Removal \% of Fe (III)} = (C_0 - C_e) / C_0 \times 100 \dots (3)$$

where  $C_0$  is the initial concentration of the Fe(III) ions in solution (mg/L), and  $C_e$  is the equilibrium concentration of Fe (III) ions in solution(mg/L),

## RESULTS AND DISCUSSION

### Effect of contact time on Fe (III) ions adsorption

In batch adsorption process contact time is one of the potent factors. In the resultant process all of the parameters except contact time, Temperature (30, 40, 50 and 60 °C), adsorbent dose (25 mg to 50 ml) and agitation speed (120 rpm), were kept constant. The maximum removal of Iron (III) by Activated Pistia Stratiotes Leaves Nano Carbon required contact time of 60 minutes, this is represented (Figure 1), It was revealed that the removal of Iron (III) increase with increase in contact time, and the optimal removal efficiency was reached within 40 minutes. There is the maximum adsorption occurs at 40 minutes after which the adsorption phase reaches an equilibrium. At this point maximum amount of iron (III) adsorbed under the particular conditions. (Figure 1), indicates that, the time variation curve is single, smooth and continuous and it shows the formation of monolayer coverage on the outer interface of the adsorbent [7-9]

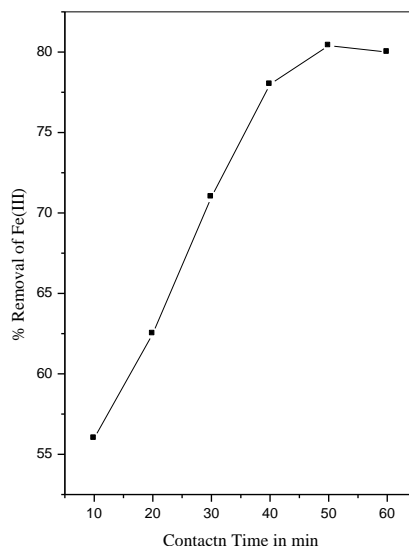


Fig:1- Effect of Contact time on the removal of Fe(III)ion  
[Fe(III)]=50mg/L; Adsorbent dose=25mg/50ml; Temp=30°C

### Effect of Initial Iron (III) Concentration

To study the effect of initial Fe (III) ions on the adsorption level varying Concentration (25, 50, 75,100 and 125 mg/L) under the constant Temperature (30, 40, 50 and 60 °C), pH 6.5 agitation speed (120 rpm), and 25 gm of adsorbent dose (25mg/50 ml). The Removal efficiency by the effect of initial Fe(III) ions concentration was obtained from the experimental results were presented in (Table 1), It shows that the increasing initial Fe(III) concentration results decrease of the removal efficiency of Fe (III) ion. In case of low Fe (III) ion concentrations the ratio of the initial number of moles of metal ions to available surface area of adsorbent is large and subsequently the fractional adsorption becomes independent of initial concentration [10]. However at higher concentrations of metal ions the available sites of adsorption becomes fewer and hence the percentage removal of metal ions which depends upon initial concentration

Table 1: Equilibrium Parameters for the Adsorption of Fe (III) on APSNC Adsorbent

C <sub>0</sub>	C <sub>e</sub> (mg / L)				Q <sub>e</sub> (mg / g)				Removal (%)			
	30° C	40° C	50° C	60° C	30° C	40° C	50° C	60° C	30° C	40° C	50° C	60° C
25	2.60	2.3640	2.1560	2.027	44.785	45.272	45.688	45.946	89.57	90.544	91.376	91.892
50	9.79	8.7625	7.3735	6.378	80.413	82.475	85.253	87.244	80.41	82.475	85.253	87.244
75	21.42	19.127	16.920	14.97	107.15	111.74	116.15	120.05	71.43	74.497	77.439	80.037
100	41.77	38.860	16.920	32.76	116.45	122.27	166.15	134.47	58.22	61.139	83.079	67.238
125	66.97	63.286	35.799	56.21	116.05	123.42	178.40	137.56	46.42	49.371	71.360	55.026

### Effect of adsorbent dosage

The effect of varying adsorbent doses was investigated by employing (25, 50, 75, 100 and 125 mg). They were agitated with 50ml of Fe (III) ions solution. The data are tabulated in Table 2. The adsorbent dosages have impact on the adsorption of Fe (III) ions by APSNC are represented in (Figure 2), It is revealed that the increased adsorbent doses with increase the Fe (III) ions removal efficiency. This is because the contact surface areas of

adsorbent have increased. It would be more probable for Fe (III) ions on to be adsorbed on adsorption sites and the adsorption efficiency increased. Hence the entire studies are carried out with the adsorbent dosage of 25 mg 50 ml of adsorbate solution.

**Table 2: Langmuir and Freundlich Isotherm Parameters for the Adsorption of Fe (III) on APSNC**

TEMP. (C°)	Langmuir Parameter		Freundlich parameter	
	$Q_m$	b	$K_f$	n
30°	125.404	0.2229	4.7951	3.2911
40°	133.516	0.2222	4.8733	3.1851
50°	227.610	0.0938	4.4842	1.9857
60°	148.891	0.2405	5.0665	3.0235

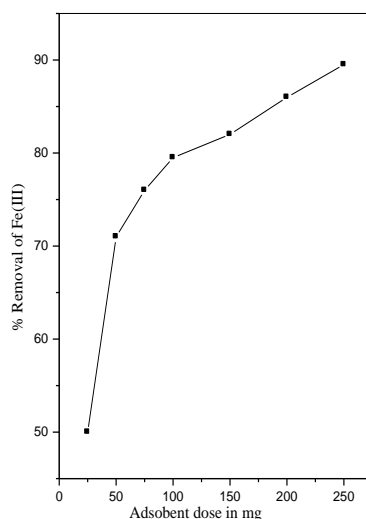


Fig:2- Effect of Adsorbent dose on the removal of Fe(III)ion  
[Fe]=50mg/L; Conact time=50min; Adsorbent dose=25mg/50ml;Temp=30° C

### Effect of solution pH

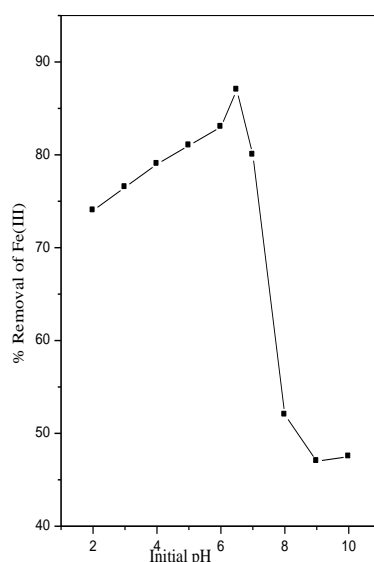


Fig:3- Effect of Initial pH on the removal of Fe(III)ion  
[Fe(III)]=50mg/L; Conact time=50min; Adsorbent dose=25mg/50ml;Temp=30° C

The solution pH is one of the most important factors that control the adsorption of metal ions on the sorbent material. The adsorption capacity can be attributed to the chemical form of heavy metals in the solution at specific pH (i.e. Pure ionic metal form or metal hydroxyl form). In addition, due to different functional groups on the adsorbent surface, which become active sites for the metal binding at a specific pH the effect of adsorption can vary substantially. Therefore, an increase in pH may cause an increase or decrease in the adsorption, resulting different optimum pH values dependent on the type of adsorbent. To examine the effect of pH on the % removal of Fe(III) ions, the solution pH were varied from 2.0 to 10.0 by adding acid and base to the stock solution This

increases may be due to the presence of negative charge on the surface of the adsorbent that may be responds for the metal binding. However, as the pH is lowered, the hydrogen ions compete with metal ions for the adsorption sites in the adsorbent, the overall surface charge on the particles become positive and hinds the binding of positively charged metal ions [11]. On other hand, decrease in the adsorption under pH >6.5 may be due to occupation of the adsorption sites by OH<sup>-</sup> ions which retard the approach of such ions further toward the adsorbent surface. From the experimental results, the optimum pH range for the adsorption of the Fe (III) ions is 2.0 to 6.5 shown in Figure.3.

### Adsorption Isotherms

#### Langmuir isotherm model

The Langmuir isotherm model [12] studied saturated monolayer coverage of solute on the surface of the adsorbent. The linear expression of Langmuir isotherm model was applied in the form

$$C_e/q_e = 1/Q_m b + C_e/Q_m \dots\dots\dots(4)$$

$C_e$  is equilibrium constant of metal ions (mg / L),  $q_e$  is the amount of metal ions adsorbed at equilibrium (mg/g),  $Q_m$  is the constant related to maximum adsorption capacity (mg/g),  $b$  is the Langmuir constant related to energy of adsorption. From the equation the linear plot of  $C_e/q_e$  against  $C_e$  should be a straight line. It shows that adsorption obeys the Langmuir isotherm model. The constant  $Q_m$  and  $b$  can be calculated from slope and intercept of the plot and the values are given in Table.2. The shape of the Langmuir isotherm can be expressed by dimensionless factor,  $R_L$  [13, 14]. The  $R_L$  values give an idea about the nature of the adsorption process as given below.

$R_L$ values	Adsorption
$R_L > 1$	Un favourable
$R_L = 1$	Linear
$0 < R_L < 1$	Favourable
$R_L = 0$	Irreversible

The  $R_L$  values were 0 to 1 for the present investigation.  $R_L$  values given in table.3. The results indicate Langmuir isotherms model fits very well for the selected adsorbate and adsorbent system.

**Table 3: Dimensionless Separation Factor ( $R_L$ ) For the Adsorption Of Fe (III) on APSNC**

$(C_i)$	Temperature °C			
	30°C	40°C	50°C	60°C
25	0.1521	0.1525	0.2987	0.1425
50	0.0823	0.0825	0.1756	0.0767
75	0.0564	0.0566	0.1243	0.0525
100	0.0429	0.0430	0.0962	0.0399
125	0.0346	0.0347	0.0785	0.0321

#### Freundlich Isotherm

The metal ions distribution between the liquid phase and solid phase can be described by using the Freundlich isotherm model [15]. The well-known equation for the Freundlich isotherm model is given as

$$\log q_e = \log k_f + 1/n \log C_e \quad (5)$$

Where  $q_e$  is the amount of Fe(III) ions adsorbed in per unit weight of sorbent (mg/g),  $k_f$  is the Freundlich constant, which is related to measure of adsorption capacity(mg/g).  $1/n$  is the sorption intensity(mg/L) and  $C_e$  is the equilibrium concentration(mg/L). Linear plots of  $\log q_e$  against  $\log C_e$  The  $K_f$  and  $1/n$  values can be obtained from the slope and intercept respectively and the values are tabulated in table.2. When  $1/n$  lies between 1 to 10 values the linearity of Freundlich plot suggests the formation of multilayer of Fe(III) on the adsorbent surface. The Freundlich adsorption coefficients  $K_f$  of Fe (III) on Activated Pistia Stratiotes Leaves Nano Carbon was found to be 4.7951, 4.8733, 4.4842 and 5.0665 mg /L. from the values of  $1/n$  and  $K_f$  confirm plaster of pairs is more efficient in the removal of Fe (III) ions.

### Thermodynamic parameters

Thermodynamic parameters such as standard free energy ( $\Delta G^0$ ) standard enthalpy change ( $\Delta H^0$ ) and standard entropy changes ( $\Delta S^0$ ) were calculated by using equilibrium constant ( $K_0$ ) change with temperature (T). The free energy change can be determined by the following equation [16].

$$\Delta G^0 = -RT \ln K_0 \dots \dots \dots (6)$$

Where  $\Delta G^0$  is the free energy change of sorption process (kJ/ mol),  $K_0$  is the equilibrium constant, T is the temperature in (K), R is the universal gas constant. The free energy change may be expressed in terms of enthalpy change of sorption as a function of temperature as follows

$$\Delta G^0 = \Delta H - T\Delta S \dots \dots \dots (7)$$

The adsorption coefficient  $K_0$  can be obtained by combined and rearranging Eqs (6) and (7)

$$\ln K_0 = \Delta H^0 / RT + \Delta S^0 / R \dots \dots \dots (8)$$

where  $\Delta H^0$  is the standard heat changes of the sorption,  $\Delta S^0$  is the entropy change of sorption (KJ/mol). The standard enthalpy and entropy changes values are evaluated from the slope and intercept of linear plot  $\ln k_0$  against  $1/T$ . Thermodynamic parameter values are obtained from the equation (8) for the sorption of Fe (III) ions on Activated Pistia Stratiotes Leaves Nano Carbon and the values are tabulated in Table.4. The negative values of free energy changes confirm the spontaneous nature of sorption of Fe(III) on Activated Pistia Stratiotes Leaves Nano Carbon and the positive values of  $\Delta H$  confirm the sorption process of an endothermic nature. The positive values show increased randomness at solid –solution interface during the sorption of metal ions on the Activated Pistia Stratiotes Leaves Nano Carbon.

**Table 4: Thermodynamic Parameters for the Adsorption of Fe (III) on APSNC**

$C_0$	$\Delta G^0$				$\Delta H^0$	$\Delta S^0$
	30° C	40° C	50° C	60° C		
25	-5416.99	-5879.04	-6338.76	-6721.41	7.8482	43.828
50	-3557.80	-4030.58	-4711.79	-5323.13	14.544	59.592
75	-2308.93	-2789.59	-3311.89	-3844.50	13.225	51.224
100	-836.604	-1179.30	-4273.23	-1990.51	19.780	68.714
125	-361.156	-65.456	-2451.66	-558.477	16.969	55.395

### The Pseudo second-order model

The pseudo – second – order rate expression based on the sorption capacity of solid phase is generally expressed [17] as

$$dq_t/dt = k_2(q_e - q_t)^2 \dots \dots \dots (9)$$

where  $k_2$  is the rate constant of second order adsorption ( $g.mg^{-1}.min^{-1}$ ), For the same boundary condition the integrated form of eqs (9) becomes

$$t/q_t = 1/k_2 q_e^2 + 1/q_e(t) \dots \dots \dots (10)$$

If the initial sorption rate  $h$  ( $mg.g^{-1} min^{-1}$ ) at  $t= 0$  is defined as

$$h = k_2 q_e^2 \dots \dots \dots (11)$$

where the  $k_2$  and  $h$  values can be calculated from the slope and intercept of the plots of  $(t/q_t)$  versus  $t$  The pseudo- second- order rate constant  $k_2$  values,  $h$  value and correlation coefficient ( $\gamma$ ) values are presented in table. 5. The fair degree of agreement between the calculated values and experimental values were found in the pseudo-second – order model. The correlation coefficient for the adsorption of Fe(III) was found very high ( $\gamma = 0.99$ ). This value indicates that, the adsorption capacities ( $q_e$ ) is very close to the calculated adsorption capacity, the sorption of Fe(III) ions on Activated Pistia Stratiotes Leaves Nano Carbon follows the pseudo –second- order model.

### Elovich equation model

The Elovich model [18, 19] related varying adsorption surface areas and rate of adsorption. It is generally expressed as ;



$$dq_t/dt = \alpha \exp(-\beta q_t) \dots (12)$$

where  $\alpha$  is the initial adsorption rate ( $\text{mg} \cdot \text{g}^{-1} \cdot \text{min}^{-1}$ ),  $\beta$  is the desorption constant ( $\text{g} \cdot \text{mg}^{-1}$ ), during any one experiment. Integrating this equation for the boundary condition, eqs (12) becomes

$$q_t = 1/\beta \ln(\alpha \beta) + \ln(t) \dots (13)$$

If the Fe(III) adsorption fits the Elovich model a plot of  $q_t$  against  $\ln(t)$  should yield a linear relationship with a slope of  $(1/\beta)$  and an intercept of  $(1/\beta) \ln(\alpha \beta)$ . The Elovich equation parameters such as  $\alpha$ ,  $\beta$  and correlation coefficient ( $\gamma$ ) are present in the Table.5. From the Elovich model indicates that, the initial adsorption increases with increasing temperature in all sizes of adsorbent area.

**Table 5: Kinetics Parameter for the Adsorption of Fe (III) on to APSNC**

Co	Temp °C	Pseudo Second Order				Elovich Model			Intraparticle Diffusion		
		$q_e$	$K_2$	$\gamma$	$h$	$\alpha$	$\beta$	$\gamma$	$K_{id}$	$\gamma$	C
25	30	51.858	0.0017	0.991	4.7564	19.341	0.1106	0.990	1.5190	0.991	0.2394
	40	51.822	0.0018	0.992	5.0771	24.201	0.1158	0.990	1.5492	0.991	0.2242
	50	51.754	0.0020	0.992	5.4632	30.829	0.1212	0.992	1.5775	0.991	0.2104
	60	52.142	0.0020	0.992	5.4599	29.719	0.1192	0.993	1.5759	0.991	0.2130
50	30	93.938	0.0009	0.993	7.9726	28.678	0.0588	0.994	1.4447	0.991	0.2541
	40	95.730	0.0009	0.993	8.4229	33.377	0.0594	0.996	1.4740	0.991	0.2432
	50	97.725	0.0009	0.993	9.4950	43.413	0.0607	0.997	1.5173	0.992	0.2278
	60	100.06	0.0009	0.994	9.8711	44.791	0.0592	0.998	1.5288	0.992	0.2279
75	30	129.47	0.0005	0.990	8.999	25.875	0.0394	0.997	1.3267	0.993	0.2909
	40	132.49	0.0005	0.994	10.264	32.843	0.0401	0.996	1.3809	0.995	0.2712
	50	136.56	0.0006	0.995	11.543	40.600	0.0401	0.991	1.4268	0.996	0.2565
	60	139.37	0.0005	0.992	9.8926	45.751	0.0428	0.991	1.4513	0.990	0.2344
100	30	153.50	0.0003	0.990	7.1577	15.568	0.0294	0.995	1.0754	0.990	0.3820
	40	156.45	0.0003	0.990	8.1887	18.949	0.0297	0.996	1.1481	0.990	0.3526
	50	160.75	0.0003	0.990	9.3012	22.840	0.0298	0.997	1.2091	0.990	0.3305
	60	164.75	0.0004	0.990	11.073	29.878	0.0304	0.999	1.2824	0.990	0.3026
125	30	179.18	0.0001	0.990	5.0234	10.119	0.0241	0.992	0.7540	0.990	0.5072
	40	182.26	0.0001	0.996	5.745	11.601	0.0236	0.993	0.8334	0.906	0.4768
	50	191.15	0.0001	0.997	6.1784	12.557	0.0227	0.994	0.8745	0.990	0.4670
	60	188.62	0.0002	0.999	7.5459	15.596	0.0232	0.998	0.9805	0.991	0.4213

### The intra-particle diffusion model

The Weber and Morris [20] suggest the following kinetic model to identifying the mechanism involved in the adsorption process is of an intra- particle diffusion model or not. It is generally expressed as

$$q_t = K_{id} t^{1/2} + C \dots (14)$$

where  $K_{id}$  is the intra-particle rate constant ( $\text{mg/g} \cdot \text{min}^{1/2}$ ),  $c$  is the intercept,  $q_t$  is the amount of metal ions adsorbed ( $\text{mg/g}$ ), at time  $t$ . From the plot of  $q_t$  Vs  $t^{1/2}$ , the intra-particle rate constant can be determined from the slope of the plot. The values of  $C$  give an idea about the boundary layer thickness. The calculated intra- particle diffusion parameters present in Table .5. The  $\gamma$  values indicate that, intra- particle diffusion process is the controls the sorption rate.

### CONCLUSION

The adsorption of Fe(III) on to Activated Pistia Stratiotes Leaves Nano Carbon was investigated in this research work. The adsorption equilibrium well correlated with both Langmuir model and Freundlich isotherm models. The adsorption kinetic process was found pseudo -second - order model. Isotherm and kinetic study indicates that the APSNC can be effectively employed for the adsorption of Fe (III) ions. Thermodynamic results show that adsorption of Fe (III) ions on to APSNC spontaneous and physical adsorption.

### ACKNOWLEDGEMENT

Authors are sincerely thanks the University Grants Commission, New Delhi for providing the funds from Major Research Project

## REFERENCES

1. Ajamal H, Mohammad A, Anwar S. Sorption studies of heavy metals on teak leaves using thin layer and column chromatographic technique. *Pollut Res.* 2001;20(3):425 – 428.
2. Anbalagan K, Juliet JC. Adsorption of Cr (VI) ion onto activated amla dust: Adsorption isotherms and kinetics. *Indian J Chem Technol.* 2004;43A:45:50.
3. Brown P, Jefcoat I, Parrish A, Dana G, Sarah S, Graham E. Evaluation of the adsorptive capacity of peanut hull pellets for heavy metals in solution. *Adv Environ Res.*, 2000;4(1):19-29.
4. Langmuir I. The adsorption of gases plane surfaces of glass, mica and platinum. *J Am Soc.* 1918;579: 1361 – 1403.
5. Hossain MA, Kumita M, Michigami Y, Mori S. Optimization of parameters for Cu (II) adsorption on used black tea leaves. *Adsorption.* 2005;11(5-6): 561-568.
6. Jambulingam M, Rehugadevi N, Karthikeyan S, Kiruthika J, Patabhi S. Adsorption of Cr(VI) from aqueous solution using a low cost activated nano carbon. *Indian J Environ Protect.* 2005;25(5):458-63.
7. Mohanty K, Jha M, Biswas MN, Meikap BC. Removal of chromium (VI) from dilute aqueous solutions by activated nano carbon developed from Terminalia arjuna nuts activated with zinc chloride. *Chem Engg Sci.* 2005;60(11): 3049-3059.
8. Namasivayam C, Holl WH. Chromium (III) removal in tannery wastewaters using Chinese reed (*Miscanthus Sinensis*), a fast growing plant. *Holz Roh Werkst.* 2004;62: 74 – 80.
9. Nikhel K. Ecological management of polluted waters due to mining and allied industries. *J Indust Pollut Contamin.* 2005;12(2):225-271.
10. Rai AK, Surendra K. Removal of Cr (VI) by using brick kiln and flyash. *Indian J Environ Health.* 1999;41(1): 65-73.
11. Rao M. Bhole AG. Chromium removal by adsorption using fly ash and bagasse. *J Indian Water Works Assoc.* 2001;97: 997 – 1000.
12. Sharma A, Bhattacharya D. Utilisation of biosorbent based on *Azadirachta indica* (Neem) leaves for removal of water soluble Metals. *Indian J Environ Chem.* 2005;12: 285-295.
13. Shiny KJ, Remani KN, Jalaja TK, Sasidharan VK. Removal of chromium by two aquatic Pteridophytes. *Indian J Environ Health.* 2004;46:249–251.
14. Shrivastava RK, Ayachi AK, Mora M. Removal of Cr (VI) by utilization of Bidi leaves. *Pollut Res.* 2001;20(4): 639 – 643.
15. Singh IB, Singh DR. Hexavalent chromium removal using iron bearing industrial sludges: *Indian J Chem Technol.* 2001;8:487-495.
16. Volesky B. Sorption and Bi-sorption. Montreal-St. Lambert, Quebec, Canada, BV Sorbex Inc., 2003, 316p.
17. Wittbrodt PR, Palmer CD. Reduction of Cu (II) in the presence of excess soil fulvic acid. *Environ Sci Technol.* 1995, 29: 255 – 265.
18. Chien SH, Clayton WR, Application of Elovich Equation to the kinetics of Phosphate release and sorption on soil. *Soil Sci Soc Am J.* 1980;44:265 – 268,.
19. Spark DL. Kinetics of reaction in pure and mixed system in soil physical chemistry. CRC. Press, Boca Raton, 1986.
20. WJ Weber and Morris J C., Kinetics of adsorption on Carbon from solution. *J Sanitary Engg Div.* 1964;90: 79.